



# MAXXeGUARD



meets *the highest security standards* for the destruction of digital data carriers.

*scanmagnetics.fi*



## Introduction:

The MAXXeGUARD Shredder is designed to destroy all kinds of digital data carriers on site, like Hard Disks, CD, DVD, PDA, telephones and electronic cards.

The MAXXeGUARD responds to the 3 principle criteria of destruction being:

1. Destroys data carriers, with a cut length adjustable from 70 - 1 mm, therefore meeting the highest security standards.
2. Destruction on site, within your office or building, to avoid the risk of transport of your sensitive data outside the premises.
3. Traceability of destruction : the MAXXeGUARD Shredder can be equipped with a tracking system with barcode scanning, which provides photographic evidence.



### Operating principle:

- The operating principle of the MAXXeGUARD is based on the use of a hydraulically driven cutter ("guillotine") which cuts slices from the hard disc or any other digital data carrier.
  - After placement of the product inside the machine, a push plate pushes the introduced product to the edge of the cutting table, after which the cutter cuts off a "slice" with a predetermined thickness.
  - The slice thickness can simply be adjusted through the software between 70 and 1 mm\*, in 1 mm increments.
  - For enhanced security a cross cut can be performed in such a way that the product from the first cut is automatically collected in specially designed aluminum boxes, after which the box with materials can be placed inside the machine, after rotating the box 90 degrees. That way products can be processed with in 2 directions, with twice a cut length of 3 mm.
- \* Since hard drives vary in i.e. the number of platters and the materials used for the casing, their "resistance" during the cutting process will be different which in turn will influence how pieces may break off during the cutting (different response to the pressure applied during cutting). Because of this the final particle size will vary, even though the cut length is consistent and controlled by the machine.



# Easy use in an office environment



## Easy transport:

The machine is equipped with castor wheels and fitted brakes to enable swift moving between various workplaces. The wheels are only suitable on level, hard office floors.

- Weight: 650 KG ( not charged)
- Size: length: 1.60 m., height: 1,40 m., width: 0,65 m.

## Usable in an office environment:

- Electricity: 220-240 V – 50 Hz – 12.2 A ( normal electric settings)
- Silently ( < 50 dB ) measured at the workplace according to norm/measuring method
- Health protection: no emission of dust or hazardous materials



## Cycle of destruction:

The MAXXeGUARD shredder has been designed to provide the highest possible level of security. The average number of cuts is 9 -10 cuts per minute.

The total output of the machine depends on the chosen product (length and height) and the required cutting length ( 1 mm to 70 mm ). This will allow the user to choose a small cut length for classified materials and a larger cut length for non-classified materials.

## Control panel:


- A touch screen is installed at the front side of the machine, which shows the operation modus, the number of knife movements, number of discs destroyed and possible trouble shooting.
- Different access codes (depending on security clearance): operator level, supervisor level and directors level.
- Complete with USB port for transferring data to computer (using a USB stick).








## Easy use with touch screen display

### Main menu with programmable features

PRESS START FOR SCAN  23-03-2012 13:59:12

Operation mode	Program:	1: 3.5" hard disk drives	↑	↓	Partial cut
Cassette off	Harddisk length	146 mm	↑	↓	
Cleaning	Knife height	28 mm	↑	↓	
Cleaning front	Cutting distance	1 mm	↑	↓	
Scan enabled	Nr of cycles	1			
Filter Polluted	Pressure				
	Serial number				
	Barcode I				
	Barcode II				

  Start End scan cycle 

Pre-programmed for destruction of most common data carriers:

The machine has the following pre-installed programs, all of which allow for setting of the required cut length. For these programs the length and the height of the products will be automatically adjusted.

1. Shredding of 3.5" Hard drives, with optional partial cut.
2. Shredding of 2.5" Hard drives
3. Shredding (with the use of a special aluminum tray) of telephones, USB sticks and Tapes.
4. Shredding of 3.5" Hard drives 2nd run, cross cut
5. Shredding of 2.5" Hard drives 2nd run, cross cut
6. Shredding of 3.5" Full height Hard drives (40 mm thickness).
7. Manual shredding program (height and length can be programmed by the operator).  
Maximum opening of cutting unit: 130 x 54 mm. Maximum allowable product length: 150 mm (can be modified upon request).

Note: the MAXXeGUARD will handle a complete product, in its own casing, however it is recommended to remove all mounting hardware.




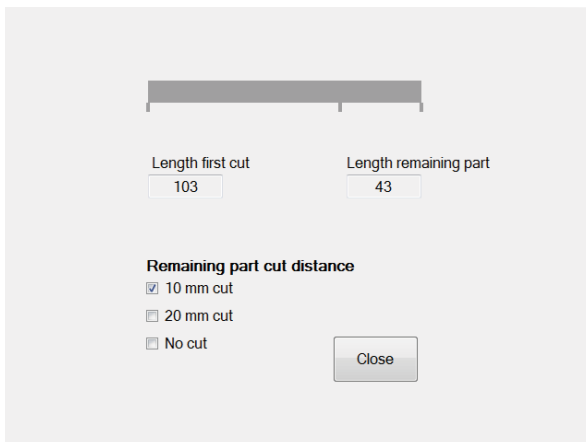
## Partial cut possibility when destroying 3,5" HD's

When selecting program 1 (for the destruction of 3,5" HDD's), the possibility will be offered to cut the first part of the hard drive at different cut length than the remaining part. This allows for only the destruction of the part where the data carriers (disks) are housed and to eject the remaining part. This will increase processing speed and will reduce the replacement cost of knives without jeopardizing the security of the destruction.

Example:

In the screen below, the choice was made to reduce the first 103 mm of the drive at the programmed cut length (this length is to be set on main screen). The length of the first cut is operator adjustable between 1 and 70 mm.

The remaining part of 43 mm was set to be cut at 10 mm.



## Available options

### Working method:

Each disk is manually placed in its holder and set at a starting point. The MAXXeGUARD will start its program and the pushing plate will push the first item through the cutting mechanism and after finishing, will automatically push the second item in its correct starting position. This will continue until the loader is empty of its contents. At that time the loader will return to its starting position.

### Option 1 : (Time saving) automatic loader

*Enables stocking of fifteen (15) 3,5" Hard Disks or sixty (15 x 4) 2,5" Hard disc (taped together in sets of 4). An aluminum tray can be used (as a holder) to process loose items such as USB sticks or PDA's.*





#### Working method:

The MAXXeGUARD is fitted with a manual scanner and an integrated camera.

The original serial number of the item is scanned, as well as a bar code sticker that is placed upon it by the operator. Upon activation of the shredder and closing of the door of the loader, the action is irreversible. Interruption of the process will cause all remaining hard drives to be rejected and ejected from the machine. To destroy the ejected hard drives, the scanning process will have to be completely redone. The report of the destruction, showing the serial number of the destroyed hard drive, the corresponding barcode as well as a photograph prior to destruction will be stored on the USB stick. Before starting the barcode scanning cycle and starting the shredding, a USB stick must be inserted into the USB port next to the touch screen. Without the USB stick the machine will not start operating. During the operation the newly created batch report will be saved automatically onto the USB stick.

NB: When the bar code scanner is used in conjunction with the partial cut option, the report will show the set cut length for the first part (length of first cut) as well for the remaining part.

#### Option 2: Bar code reader

*Traceability of destruction: the MAXXeGUARD Shredder can be equipped with a tracking system with barcode scanning, which provides photographic evidence.*



#### Sample report of proof of destruction

DATE/TIME:	7/9/2012 9:18:53 PM
HDD S/N:	PH085JUH2681315Q01RE
BARCODE I:	00024003
BARCODE II:	00024003
CUTTING DISTANCE FIRST PART:	6 mm
LENGHT FIRST PART:	100 mm
CUTTING DISTANCE SECOND PART:	no cut
LENGHT SECOND PART:	46 mm
RESULT:	ACCEPT





# Technical specifications

## Required electrical supply:

Voltage	[V]	230	
Pre-fuse	[A]	16	Type: *Slow
Numbers of conducters		3	(1 phase, earth and neutral)
Frequency	[Hz]	50/60	
Other requirements			In accordance with NEN-EN-IEC 60204-1. The machine does not have any special net requirements.

## Machine characteristics:

Total power	[kW]	2.8
Maximum current	[A]	12.2
Internal operating voltage	DC	24V

## Operating environment:

Operating	[°C]	+5 to +40	
During transport/storage	[°C]	-25 to +55	
Relative humidity (RH)	[%]	30 to 95	Not condensing
Lighting		ambient	No lights are installed on the machine

The machine is not intended for outdoor use.  
The machine is not suitable for use in potentially explosive areas.

## Language:

The menu on the operator display as well as all documentation (i.e. operator manual) are in the English language.

## Relevant directives and standards:

The machine has been provided with the CE mark, indicating that it complies with the current European directives on health and safety.  
The standards applied are also included on the Declaration of Conformity.

## Maintenance:

As described in the maintenance manual, which will be provided with the machine.

## Warranty:

The MAXXeGUARD is guaranteed during 12 months after delivery.

**scanmagnetics.fi**